



**South Carolina**  
Commission on Higher Education  
*Access | Affordability | Excellence*

December 2024

# **Longitudinal Data Report - Proviso 11.17**

Tuition, Cost of Attendance, Appropriations, and Capital Appropriations



## Introduction

In accordance with [Proviso 11.17](#), the SC Commission on Higher Education (CHE) provides this summary report on tuition and required fees, cost of attendance, and state operating funding, measured on an in-state student basis, received by colleges and universities.

### Proviso 11.17. (CHE: Longitudinal Data Reports)

By December first each year, CHE is directed to provide a report to the Chairman of the Senate Finance Committee and the Chairman of the House Ways and Means Committee on tuition and required fee trends submitted to the commission by the state's public colleges and universities. The baseline of the report must be the most recent fall semester compared to the previous five fall semesters. The commission shall also provide comparable data and trends for and among SREB states for the same period of time. For the same time periods noted above, the commission shall also calculate in the report the level of recurring base state operating funding received by each college and university as measured on an in-state student basis as well as the average of such funding provided in each SREB state. In addition, for the same time periods noted above, the commission shall also provide in the report a calculation of the level of recurring and/or non-recurring funding provided by the state to each college and university for capital related needs, including facilities and/or equipment related capital funding, as measured on an in-state student basis as well as the average of such funding provided in each SREB state.

# Tuition and Required Fees

## 2024-25, In-State, Undergraduate

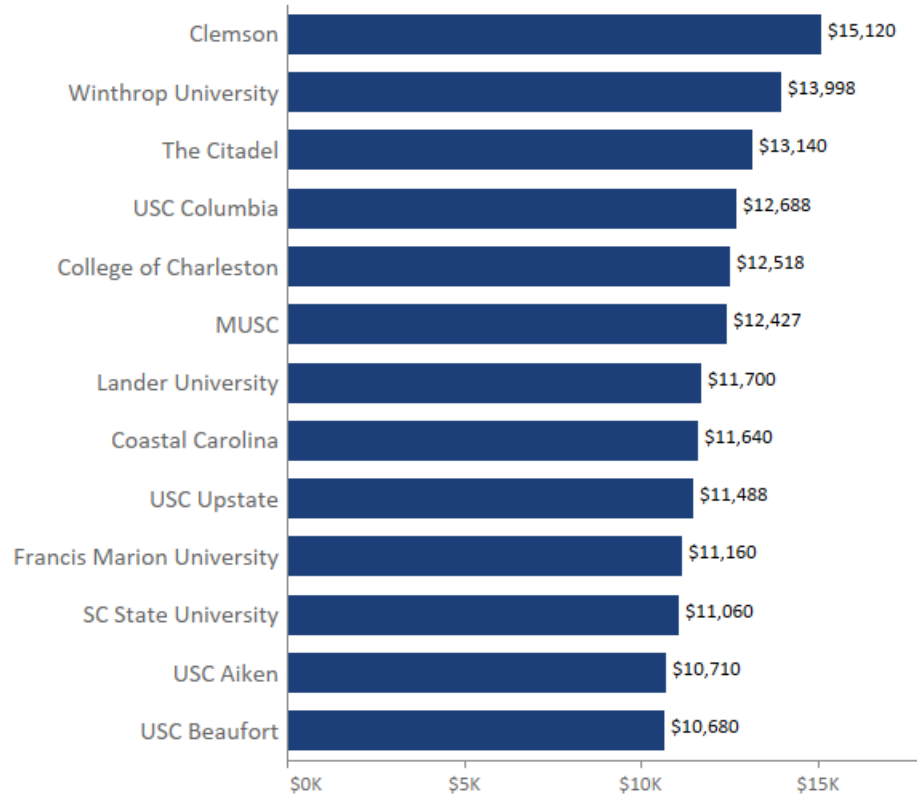
**Definition:** The amount of tuition and required fees covering a full academic year most frequently charged to students.

These values represent what a typical South Carolina resident student is charged and may not be the same for all students at an institution. If tuition is charged on a per-credit-hour basis, the average full-time credit hour load for an entire academic year is used to estimate average tuition. Required fees include all fixed sum charges that are required of such a large proportion of all students that the student who does NOT pay the charges is an exception.

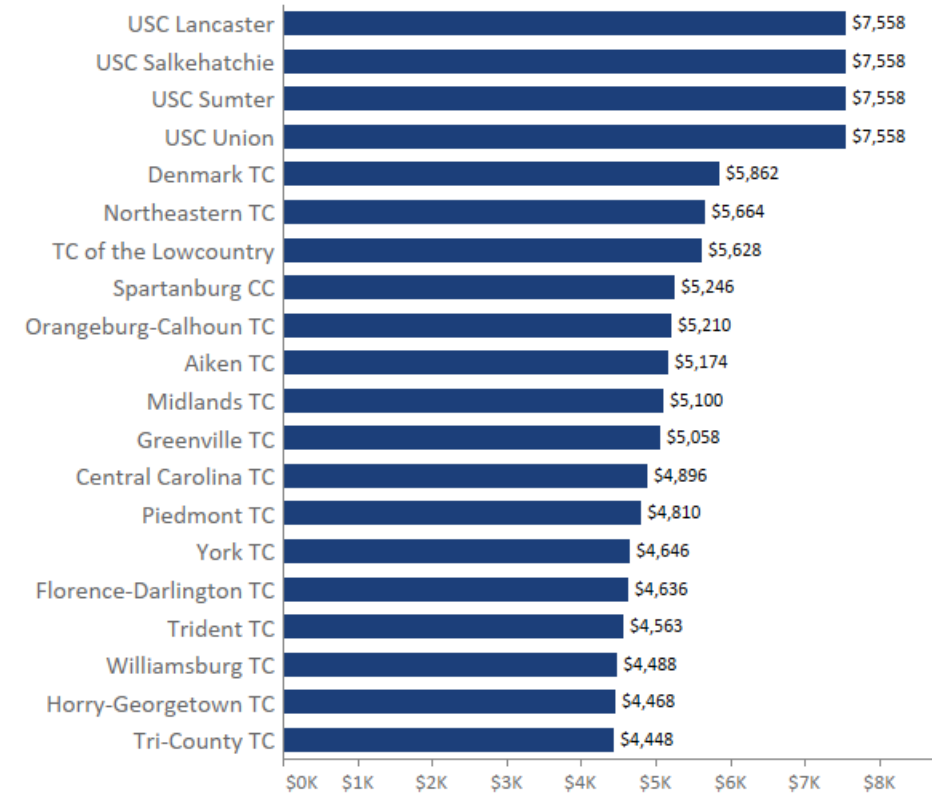
The tuition and required fees does not include fees charged by certain majors (business, engineering, science, etc.) or course specific fees.

Typical categories of required tuition and fees include education and general tuition, student activity fees, registration fees, debt service fees, medical fees, intercollegiate athletic fees, student activities fees, instructional technology fees, plant improvement fees, and maintenance fees.

### Four-Year Institution



### Two-Year Institution

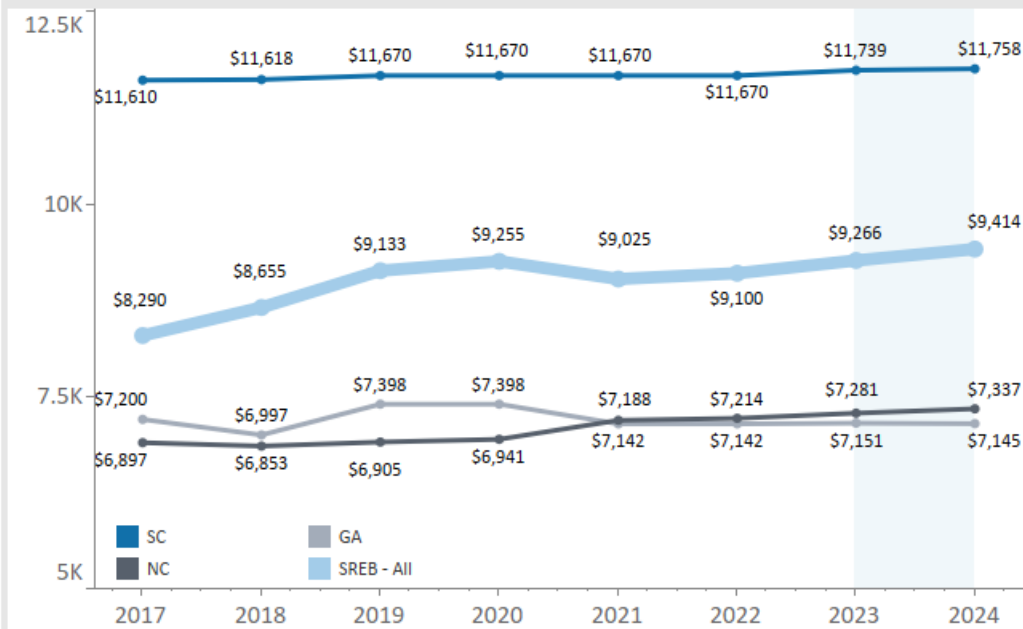


# Median Tuition Compared to SREB States

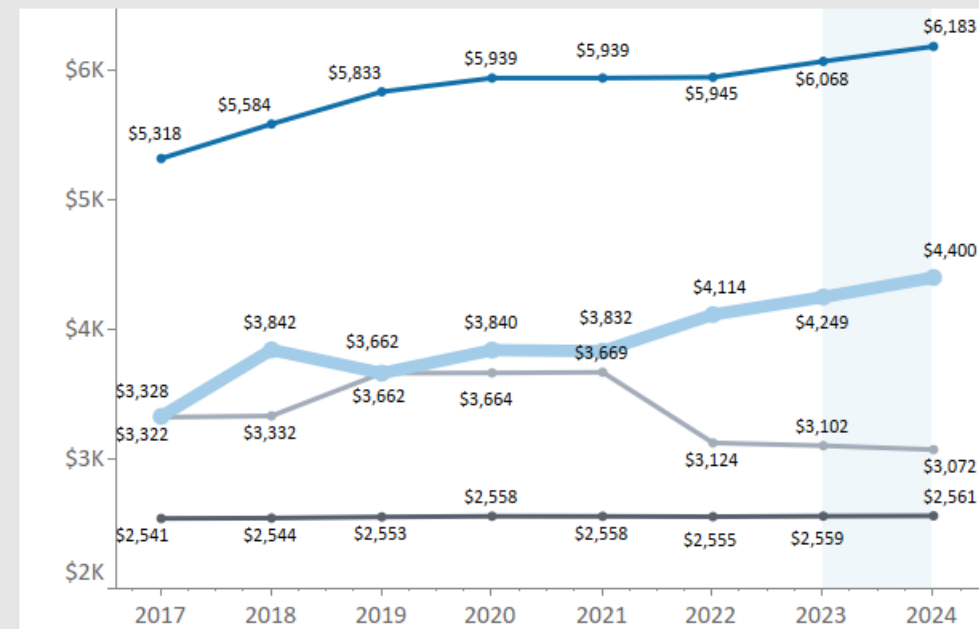
2017-18 to 2024-25, In-State, Undergraduate

The chart below shows the comparison of the median tuition distribution of the neighboring state (GA and NC) to SC and the SREB group. Since the actual values are not published for 2022 and 2023 academic years, we used the compound annual growth rate calculation to project the values. The blue shaded region in the chart show these projections.

## Four-Year Institution



## Two-Year Institution





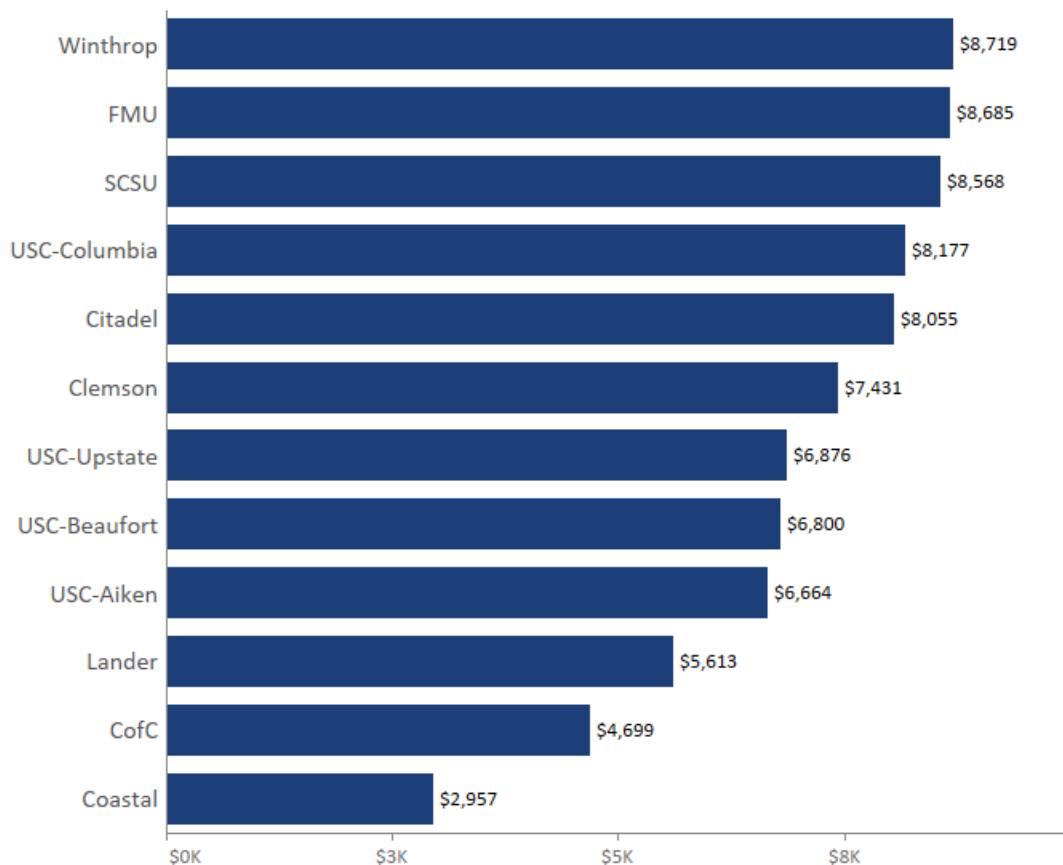
# State Appropriations

## 2022-23, Per In-State Undergraduate Student

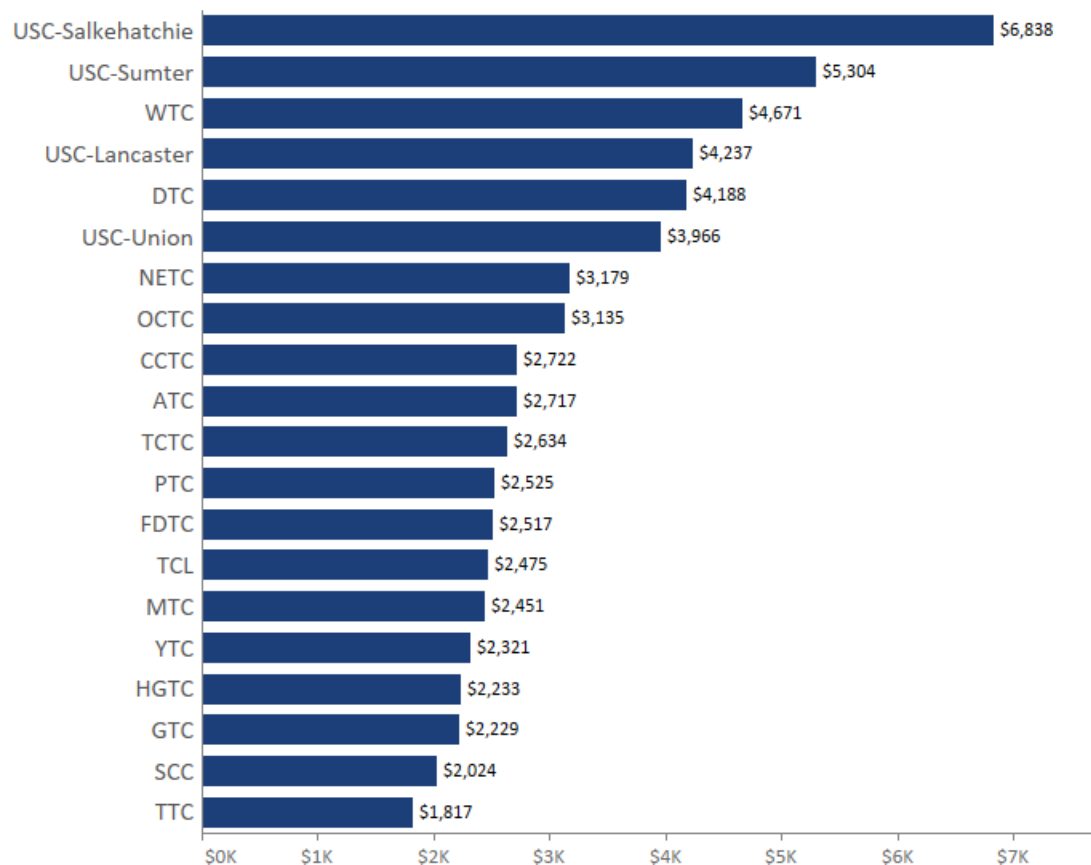
State appropriations are amounts received by institutions through acts of a state legislative body, except grants and contracts and capital appropriations. Funds reported in this category are for meeting current operating expenses, not for specific projects or programs.

**Formula:** Recurring, base operating state appropriations divided by in-state students.

### Four-Year Institution



### Two-Year Institution



Source: Headcount – CHEMIS Headcount Enrollment by Geo-Origin and Enrollment Status. Appropriations – Summary Control Document. Appropriation data excludes USC-Columbia Medical School.

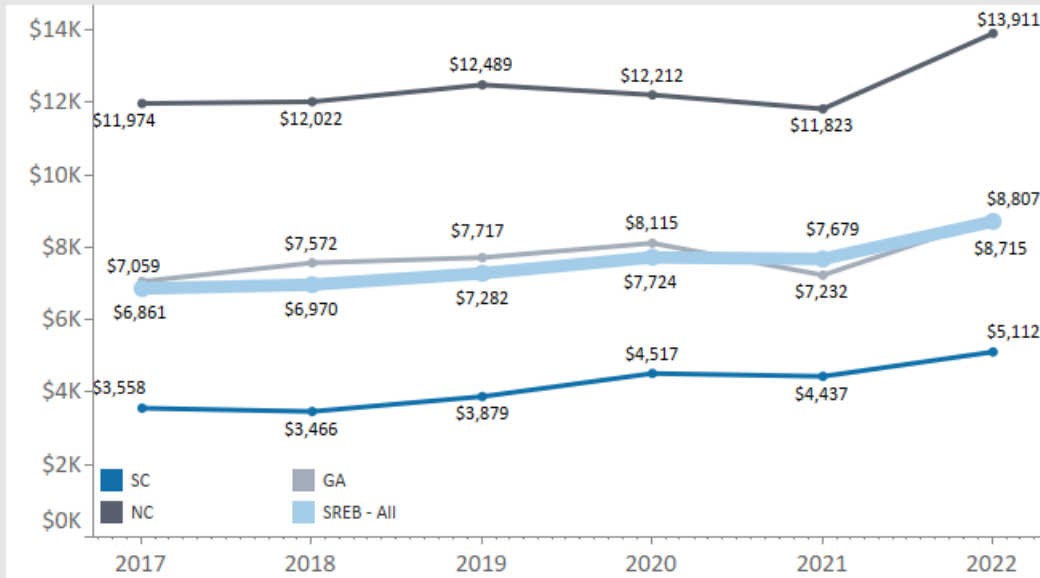
# State Appropriations Per FTE

## Compared to SREB States, 2017-18 to 2022-23

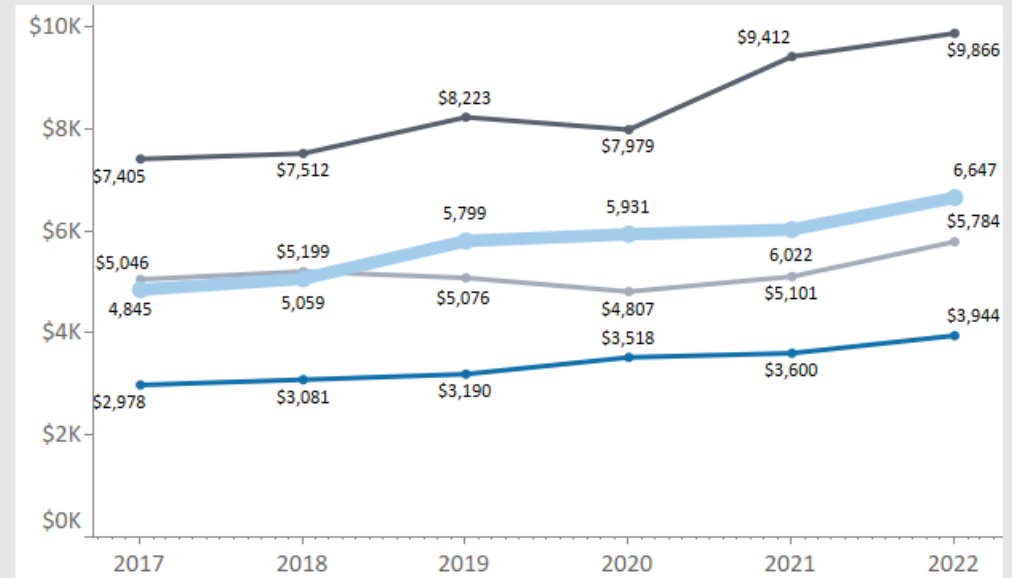
State appropriations are amounts received by the institution through acts of a state legislative body, except grants and contracts and capital appropriations. Funds reported in this category are for meeting current operating expenses, not for specific projects or programs.

**Formula:** State appropriations divided by 12-month Full-Time Equivalents.

### Four-Year Institution



### Two-Year Institution



Source: IPEDS: Integrated Postsecondary Education Data System Database. FY 2021-22 is provisional data and subject to change.

# Cost of Attendance (COA)

## 2022-23 In-State, Undergraduate, On-Campus

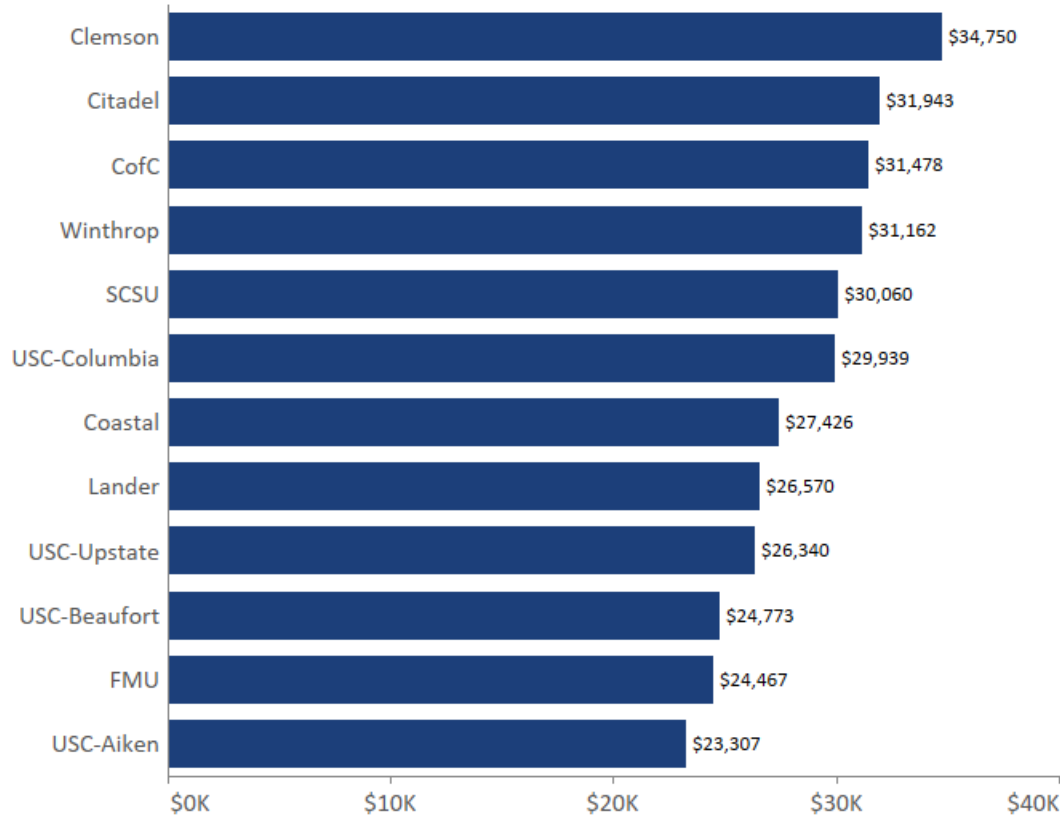
### On Campus

• Includes in-state tuition and fees, books and supplies, on campus room and board, and other on campus expenses.

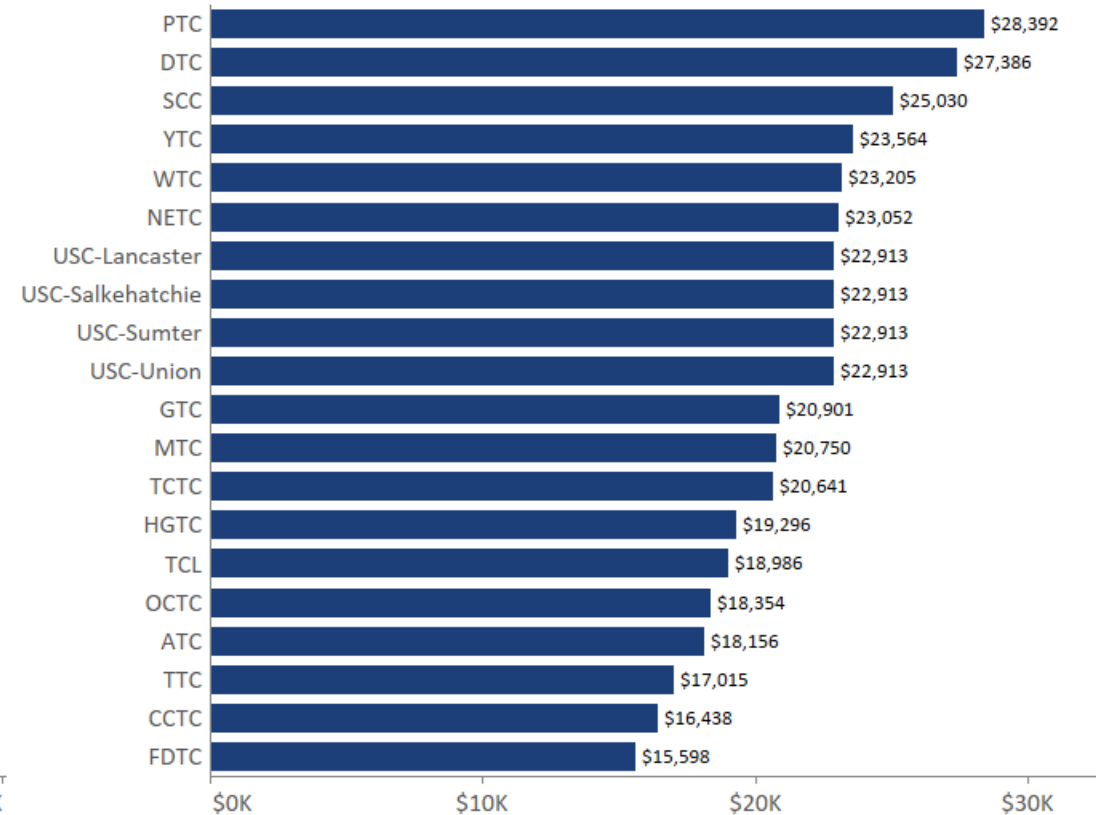
### Off Campus

• Includes in-state tuition and fees, books and supplies, off campus (not with family) room and board, and other off campus (not with family) expenses.

### Four-Year Institution



### Two-Year Institution



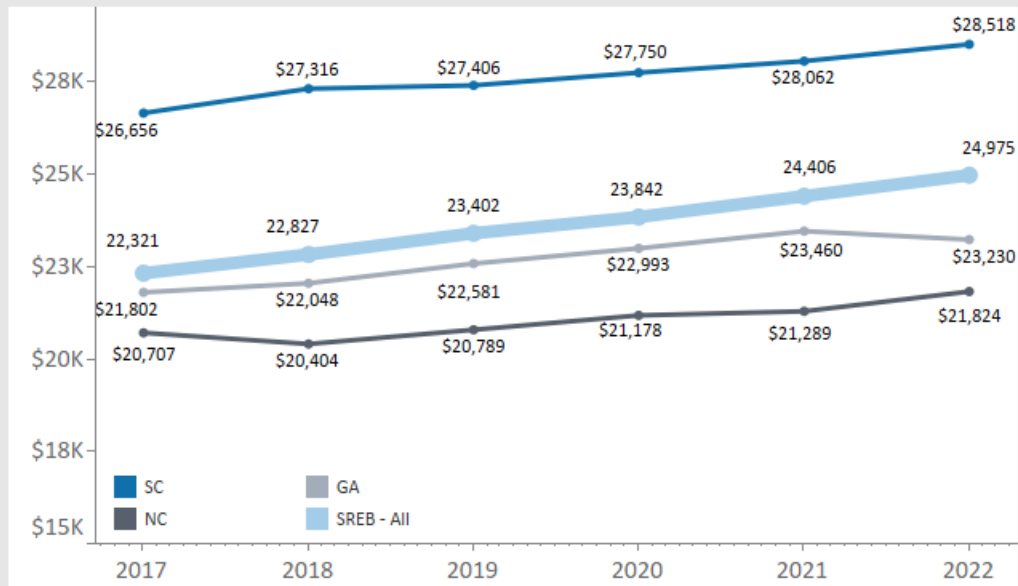
Source: IPEDS: Integrated Postsecondary Education Data System Database. FY 2021-22 is provisional data and subject to change.

# Average COA Compared to SREB States

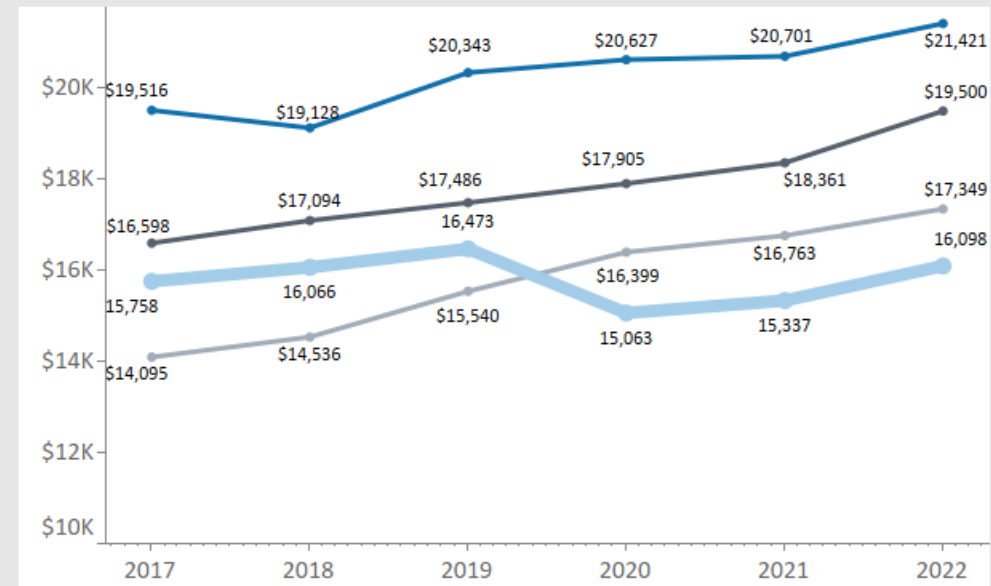
2017-18 to 2022-23, In-State, Undergrad, On-Campus

The chart below shows the comparison of the average cost of attendance (COA) distribution of the neighboring state (GA and NC) and the SREB group.

## Four-Year Institution



## Two-Year Institution



Source: Integrated Postsecondary Education Data System Database (IPEDS). FY 2021-22 is provisional data and subject to change.



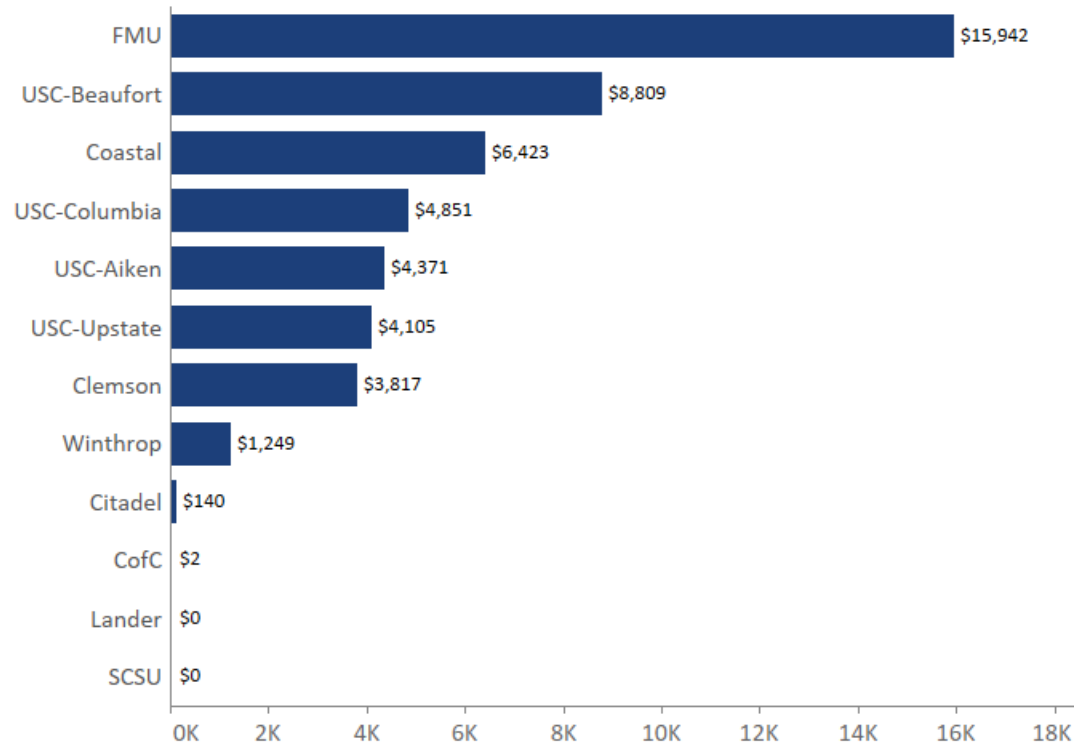
# State Capital Appropriations

## Per In-State Undergraduate Student Headcount, 2021-22

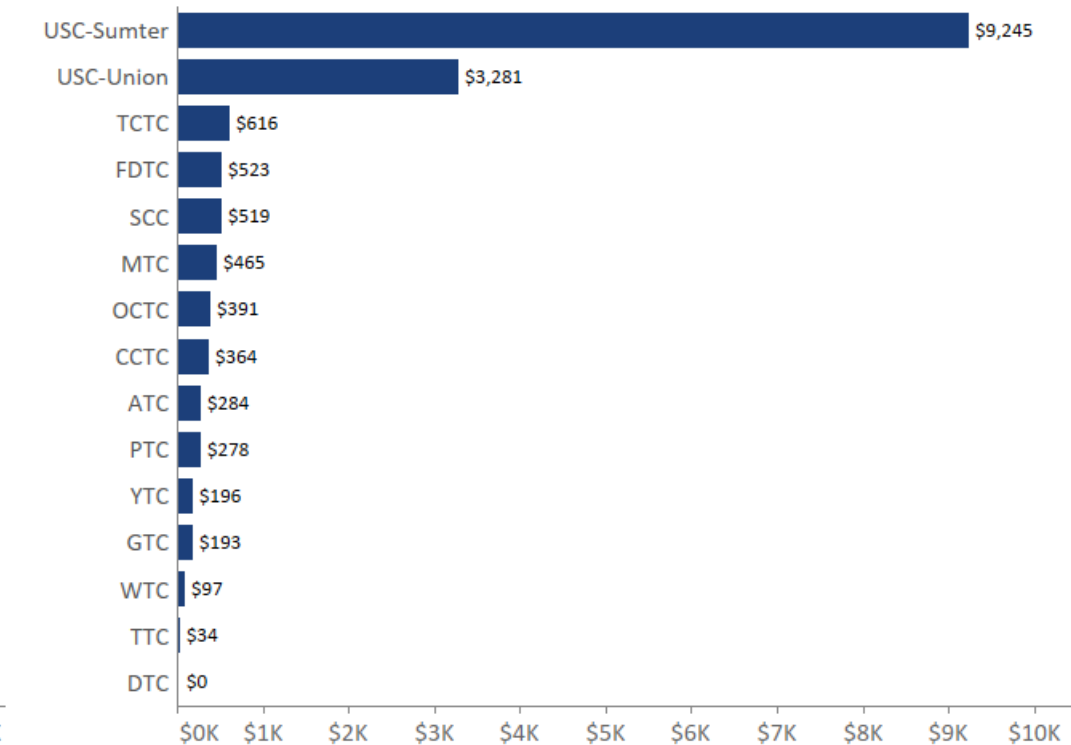
Capital appropriations are amounts provided by government appropriations intended primarily for acquisition or construction of capital assets for the institution.

**Formula:** Recurring and/or non-recurring funding for capital related needs divided by in-state students.

### Four-Year Institution



### Two-Year Institution



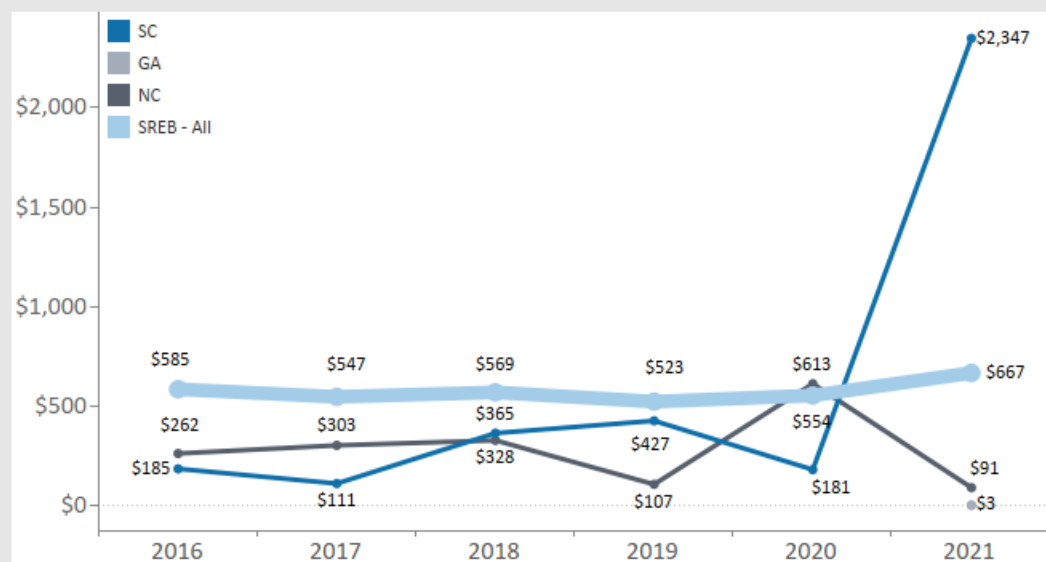
# State Capital Appropriations Per FTE

Compared to SREB States, 2016-17 to 2021-22

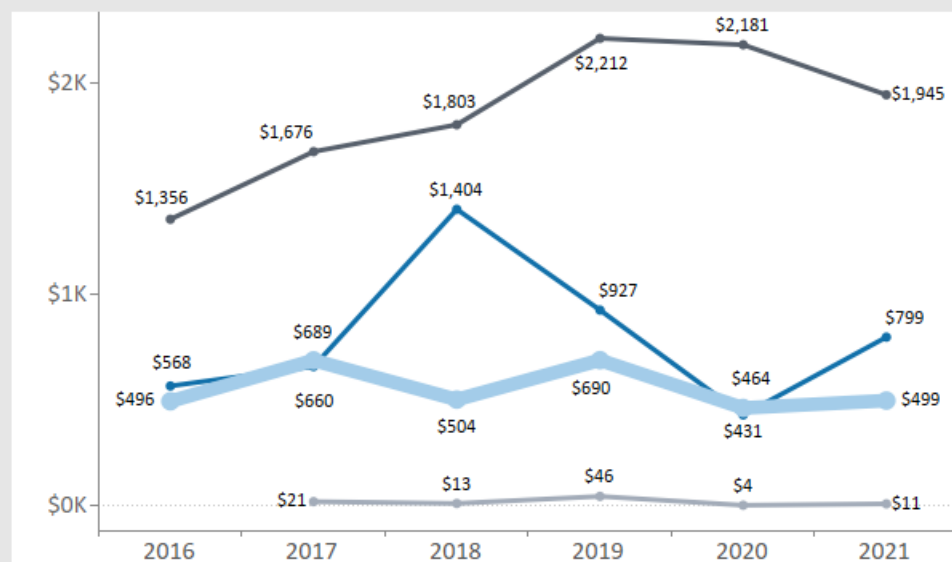
Capital appropriations are amounts provided by government appropriations intended primarily for acquisition or construction of capital assets for the institution.

**Formula:** Recurring and/or non-recurring funding for capital related needs divided by 12-month Full-Time Equivalents (FTE).

### Four-Year Institution



### Two-Year Institution





# South Carolina

Commission on Higher Education

1122 Lady Street, Suite 400  
Columbia, SC 29201  
803-737-2260 | [www.che.sc.gov](http://www.che.sc.gov)



[@SCCommHigherEd](https://twitter.com/SCCommHigherEd)



[/company/sc-che](https://www.linkedin.com/company/sc-che)



[@SCCommHigherEd](https://www.instagram.com/SCCommHigherEd)



[@SCCommHigherEdu](https://www.facebook.com/SCCommHigherEdu)